

Level 1:


- You must complete the 2021 REACH Consent Form in order to receive ANY Level 1 incentive. You can do so by clicking the highlighted link on the "Get Started!" tile on the REACH portal homepage. Once completed, the Participation Consent Form Icon will turn green on your incentive tile.

Get Started!

Complete these steps to get started on your 2021 REACH Requirements:

1. Complete your **2021 Reach Consent Form**
2. Complete [REACH Lab Visit](#)
3. Schedule Your Wellness Visit

Remember! Your REACH labs must be completed at least 24 hours prior to your Annual Wellness Visit!



- Participants must have their labs drawn at least 24 hours prior to their REACH visit. REACH appointments without lab values will not be accepted.

- Participants who use a RMG Provider for their Annual REACH Wellness Visit will no longer need to bring a REACH annual well visit form to their appointment. Documentation will automatically be sent to Asset Health. Documentation of your REACH well visit and labs will be viewable on your REACH platform within ten days of your visit.

RIVERSIDE HEALTHCARE WELLNESS VISIT SCREENING FORM-MUST BE RETURNED

Schedule a Wellness Visit with your personal provider and take this form with you. After your provider completes the form, you or your doctor must return this form by: email (support@assethealth.com (248.816.3326) or Asset Health Inc., Attn: Physician Forms, 2250 Butterfield Drive, Suite 100 Troy, MI 48084), or upload to your REACH portal homepage. Blood work must be completed between 1/1/2021 and 8/31/2021 to receive credit. This form must be completed by you or your provider. **By signing below, you acknowledge that you have read and accept the ADA and GINA policies in their entirety.**

Patient Name _____ Date of Birth _____ Employee Spouse
Patient ID _____ Gender (circle one) _____

Riverside Employee Name _____ Employee ID _____ Home Phone _____

The top section of the form is for RMG providers only.

TEST	RESULTS	WAIVE MEASURE
Height	<input type="text"/> ft. <input type="text"/> in.	MEMBER IS ACTIVELY ENGAGED IN MEETING THIS MEASURE OR HAS ANOTHER MEDICAL QUALIFYING CONDITION. PROVIDER MUST INITIAL.

Download Well Visit Form




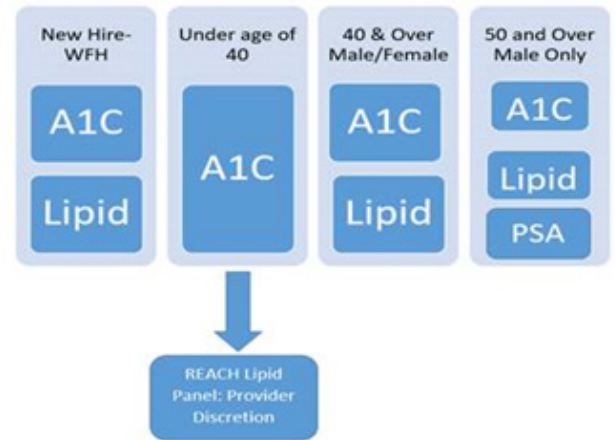
Click [here](#) to download the Well Visit Form.

Please allow for up to ten business days from submission for your form to be processed.

- Employees who use a **non-RMG Provider** will still need to print off the annual REACH well visit form, which is available for download on the "Download Well Visit Form" tile of the REACH portal. You can either upload the form using the Asset Health app or fax it to the number noted on the bottom of the form. Documentation of your REACH well visit and labs will be viewable in your REACH platform within ten days of your visit.
- PCP Well Visit must be done by a provider office. Visits from fast or immediate care clinics will not be accepted.

- To better align the REACH screening process with screening recommendations, lipid profiles will only be ordered annually for males and females over the age of 40. All new hires will have a baseline lipid profile upon hire. Participants will no longer need to fast for REACH labs.

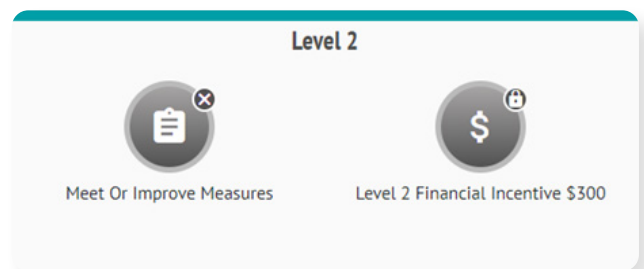
- Employees are encouraged to use MyChart to schedule their annual well visit. For your convenience, a MyChart link is available on the REACH portal.



REMINDER! Preventative services are 100% covered through your UMR health plan. This includes medical nutritional counseling through the Riverside Diabetes Wellness Center. Nutritional counseling is available for diagnosis such as weight management, obesity, hyperlipidemia, diabetes, prediabetes, and hypertension. You are encouraged to utilize these services to meet your health goals.

Level 2:

- Medical nutrition therapy (MNT) has been added as a required RAS for participants who do not meet two out of three key metrics. The Riverside Diabetes Wellness Center will provide this service. Call the Diabetes Wellness Center to schedule at 815-936-6515.



For a full description of your Wellness Program login to your REACH account by visiting RiversideHealthcare.org/REACH on your desktop or mobile device.

Employees may also set up their REACH Account using single sign-on (SSO) by clicking on the REACH icon found on Rivernet or the Employee Self Service Portal.

Insured spouses may create their REACH Account at assethealth.com/REACH using the following login information. Employees can also use this URL to create a mobile app shortcut on their smartphone.

- Default Username:** First Name Last Name
- Default Password:** DOB (mmddyyyy)

First-time users: You will be asked to change your password after logging in.

Questions? Contact Asset Health at support@assethealth.com or 855-444-1255.